

## CPI Index and CPIH Index

### Annual Rates May 2025 – May 2026

This appendix is included to assist with ascertaining how prices, relevant to the costs of running a taxi, have risen, and fallen in the UK since the last fare rise in October 2025. It is compiled using data from the Office for National Statistics.

### Consumer Price Index (CPI)

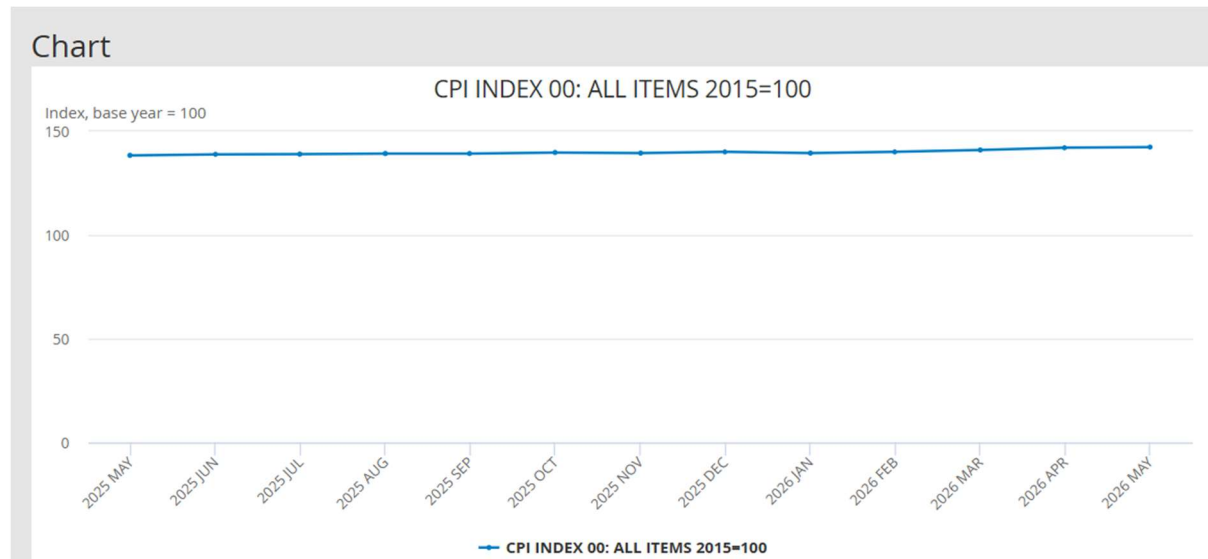
The Consumer Price Index (CPI) is a measure of consumer price inflation. The chart below shows the CPI index for all items from May 2025 to May 2026

Value May 25: 138.4 Index, base year = 100

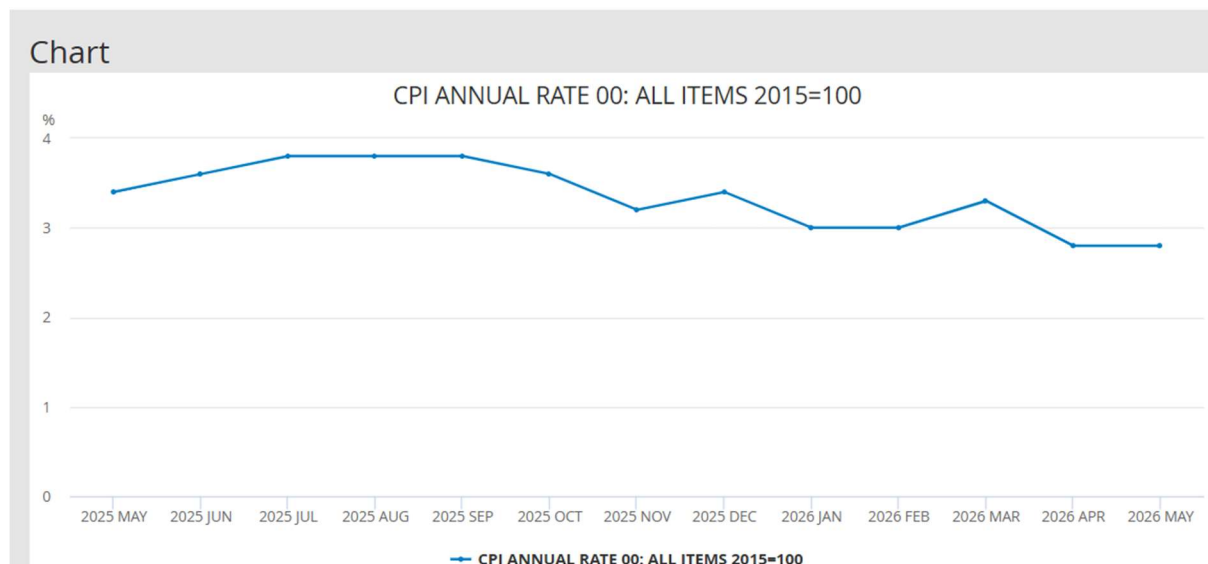
Value May 26: 142.4 Index, base year = 100

**Annual rate: 2.89**

**The index rose by 2.9% over the 12 month period**



The graph below shows how the CPI annual rate (percentage change over 12 months) has varied over the past year:



## Consumer Price Index including owner occupiers' housing costs (CPIH)

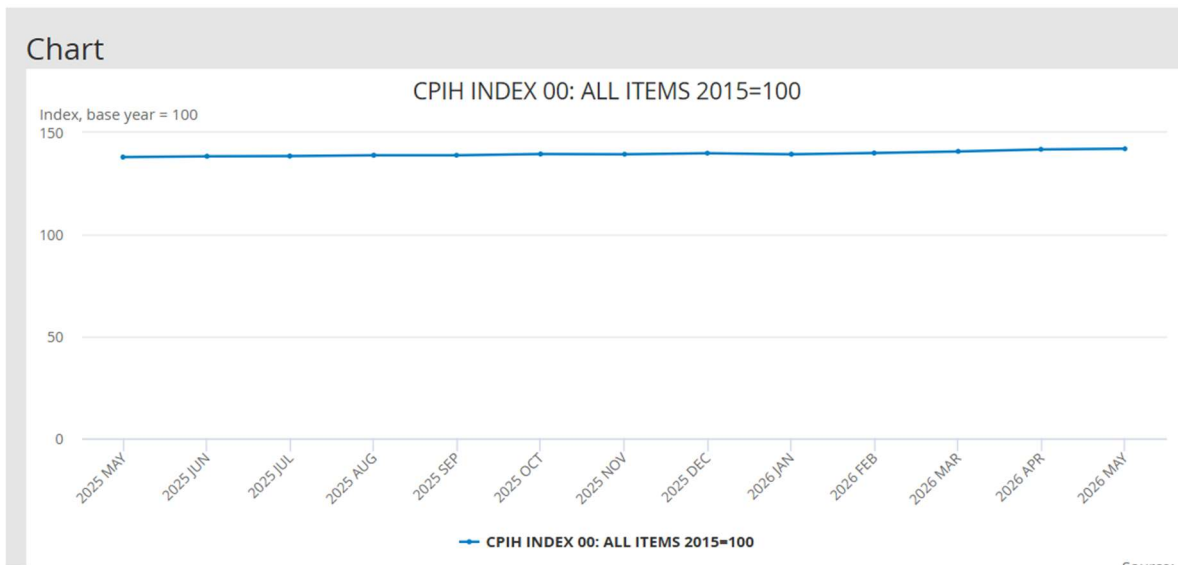
The CPIH is a measure of UK consumer price inflation that include owner occupiers' housing costs. The chart below shows the CPIH index for all items for the period from May 2025 to May 2026.

Value May 25: 138 Index, base year = 100

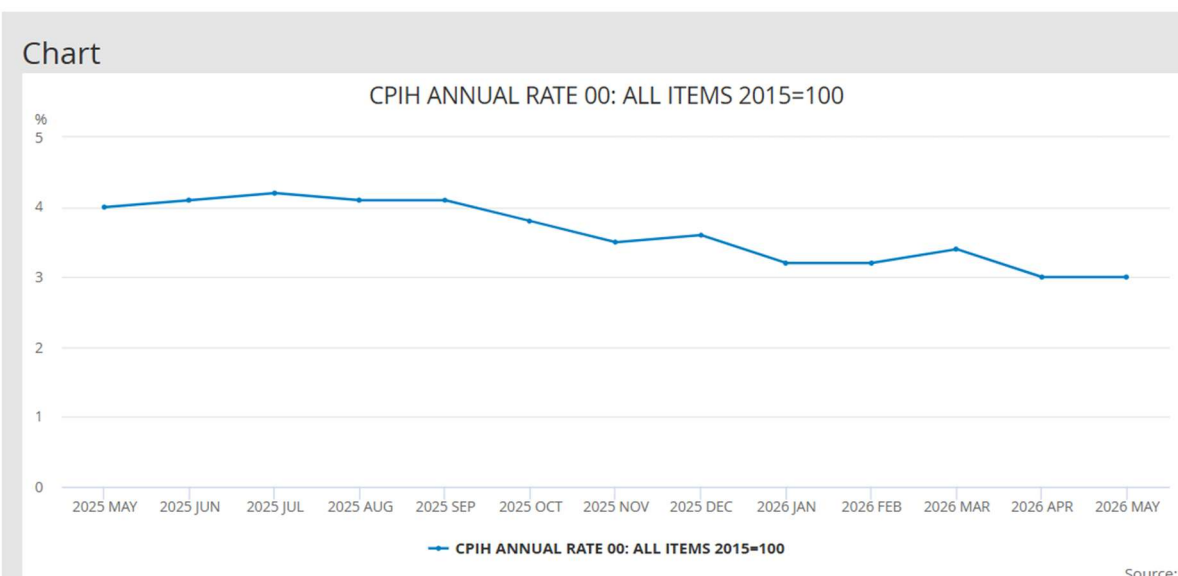
Value May 26: 142.1 Index, base year = 100

**Annual rate: 2.97**

**The index rose by 3% over the 12 month period**



This graph shows how the CPIH annual rate (the percentage change over 12 months) has varied from May 2025 to May 2026:



## Consumer Price Index: Relevant Representative Items

The Consumer Price Index (CPI) includes all types of household spending and is compiled using prices of a large and varied sample of products in selected locations. The goods and services for which prices are recorded are called “representative items”.

The CPI is compiled using around 700 separate representative items and their movements are taken to represent the prices changes for all goods and services covered by the index.

Some of the representative items that relate to the changing costs of running a household vehicle (and which therefore may be of assistance in determining how the costs of running a taxi have changed since June 2025) are listed below:

## Consumer Price Index 07 – Transport

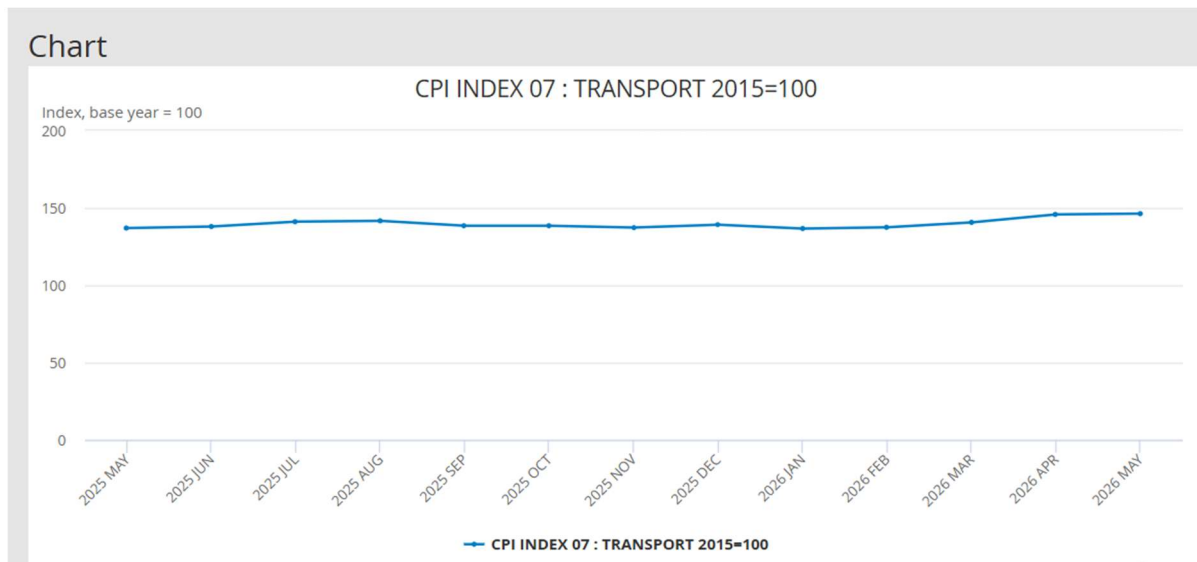
The Chart below shows Consumer Price Index 07 for Transport from May 2025 to May 2026. This index has been broken down further, to show the cost increase or decrease in some of it's representative items, in the following pages.

Value May 25: 137 Index, base year = 100

Value May 26: 146.3 Index, base year = 100

**Annual rate: 6.78**

**The index rose by 6.8% over the 12 month period**



# APPENDIX B

## Consumer Price Index 07.1 – Purchase of Vehicles

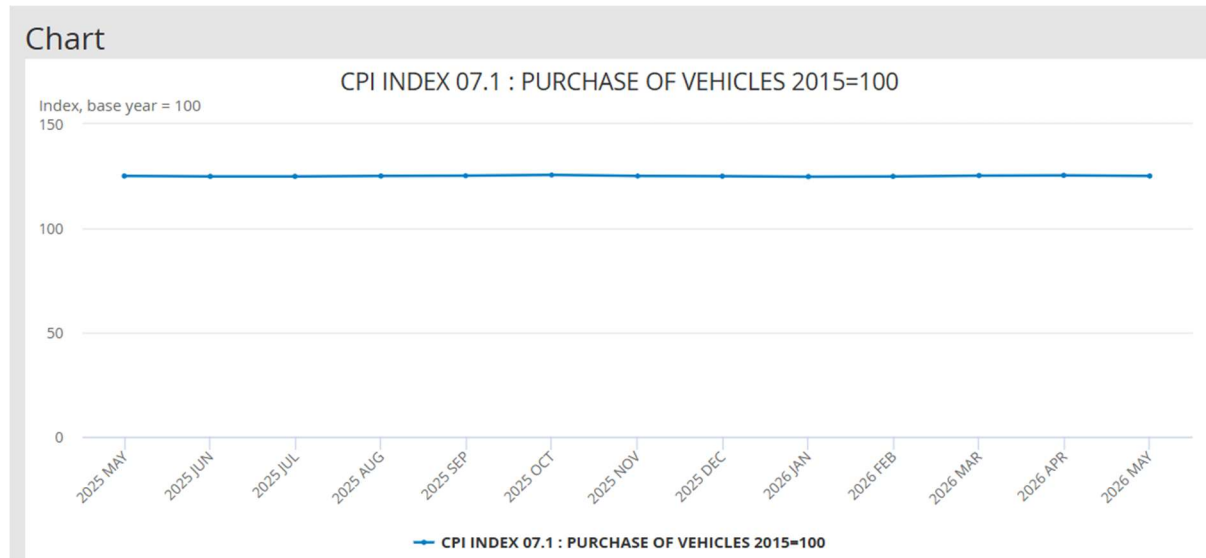
The Chart below shows Consumer Price Index 07.1 for the Purchase of Vehicles (including new cars, second-hand cars and bicycles) from May 2025 to May 2026.

Value May 25: 125.1 Index, base year = 100

Value May 26: 125.1 Index, base year = 100

**Annual rate: 0**

**The index rose by 0% over the 12 month period**



## Consumer Price Index 07.1.1A – New Cars

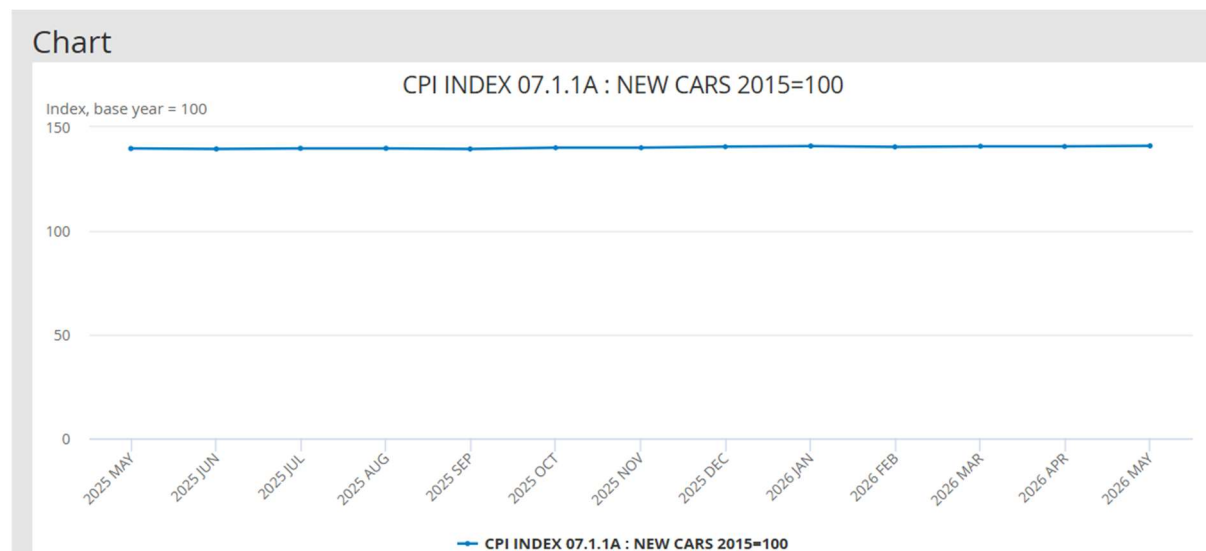
The Chart below shows Consumer Price Index 07.1.1A for the Purchase of New Cars from May 2025 to May 2026.

Value May 25: 139.7 Index, base year = 100

Value May 26: 141 Index, base year = 100

**Annual rate: 0.93**

**The index rose by 0.9% over the 12 month period**



## APPENDIX B

### Consumer Price Index 07.1.1B – Second-Hand Cars

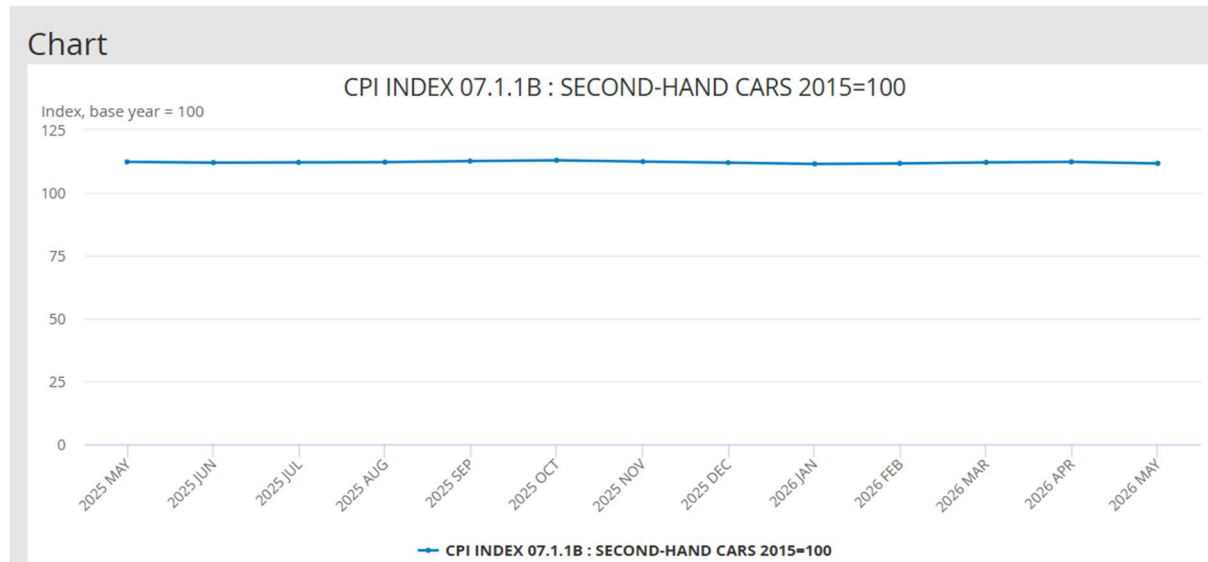
The Chart below shows Consumer Price Index 07.1.1B for the Purchase of Second-Hand Cars from May 2025 to May 2026.

Value May 25: 112.3 Index, base year = 100

Value May 26: 111.7 Index, base year = 100

**Annual rate: -0.54**

**The index fell by 0.5% over the 12 month period**



### Consumer Price Index 07.2 – Operation of Personal Transport Equipment

The Chart below shows Consumer Price Index 07.2 for Operation of Personal Transport Equipment (including spares parts & accessories, fuels & lubricants, maintenance & repairs and other services) from May 2025 to May 2026.

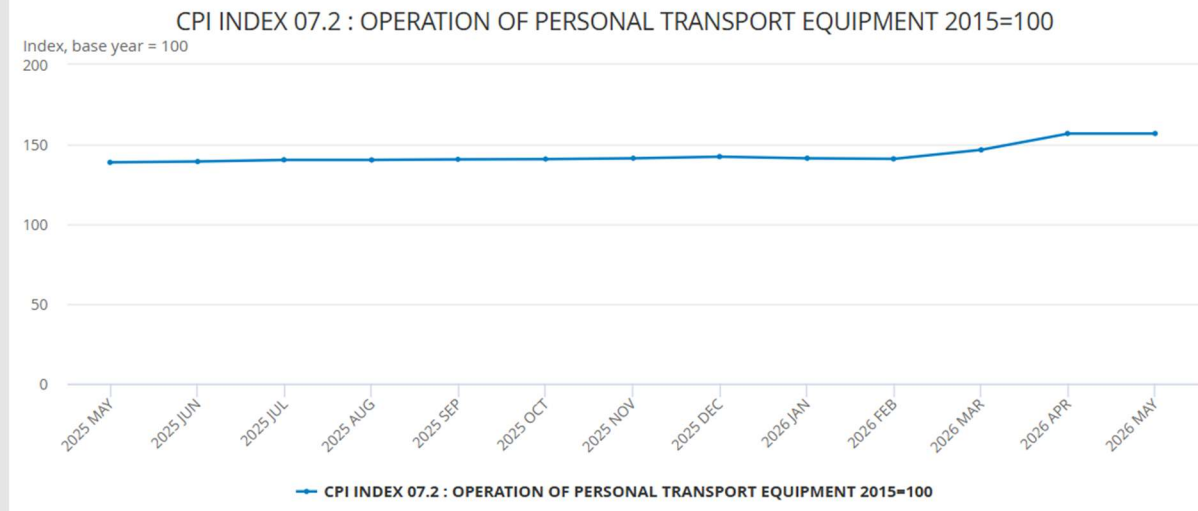
Value May 25: 138.8 Index, base year = 100

Value May 26: 156.9 Index, base year = 100

**Annual rate: 13.04**

**The index rose by 13% over the 12 month period**

## Chart



### Consumer Price Index 07.2.1 –spare parts & accessories for personal transport equipment

The Chart below shows Consumer Price Index 07.2.1 for Spare Parts & Accessories for Personal Transport Equipment from May 2025 to May 2026. This index includes the cost of tyres and spare parts for personal transport.

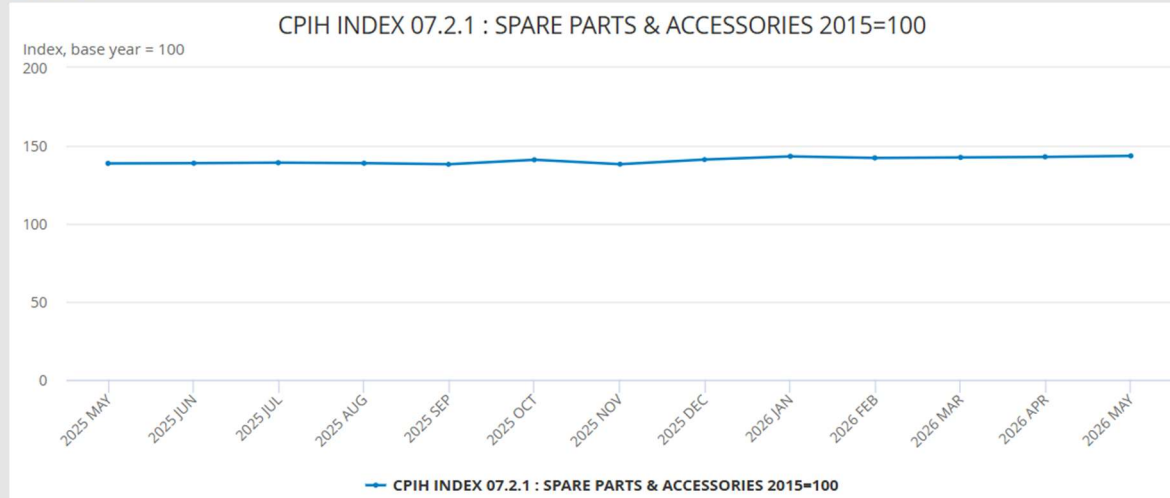
Value May 25: 138.7 Index, base year = 100

Value May 26: 143.5 Index, base year = 100

**Annual rate: 3.46**

**The index rose by 3.5% over the 12 month period**

## Chart



# APPENDIX B

## Consumer Price Index 07.2.1.1 – Tyres

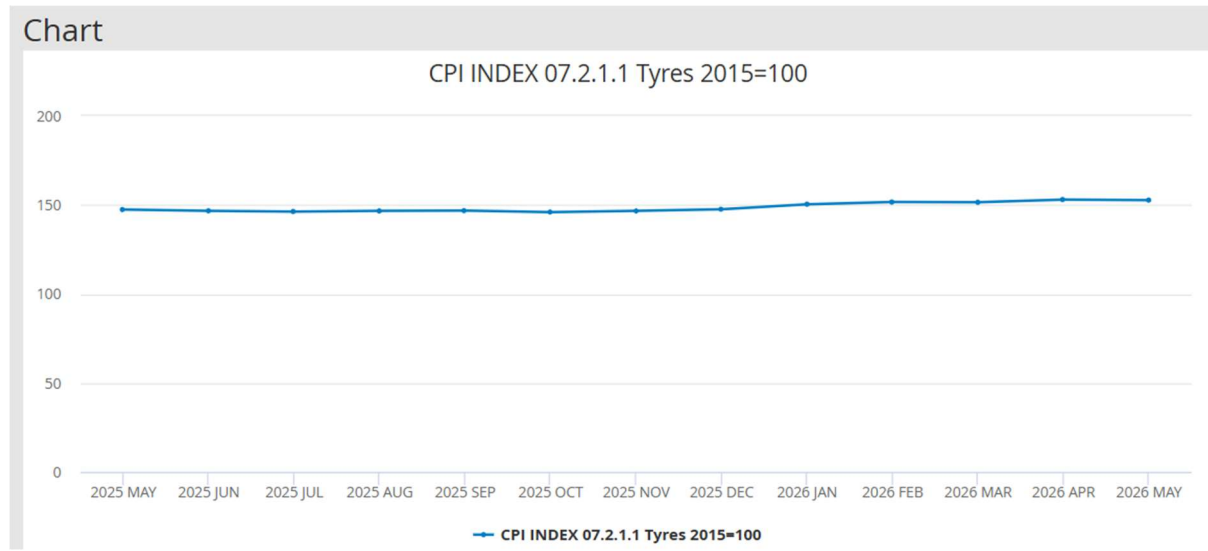
The Chart below shows Consumer Price Index 07.2.1.1 for tyres from May 2025 to May 2026.

Value May 25: 147.4 Index, base year = 100

Value May 26: 152.7 Index, base year = 100

**Annual rate: 3.60**

**The index rose by 3.6% over the 12 month period**



## Consumer Price Index 07.2.1.2 – Spare Parts

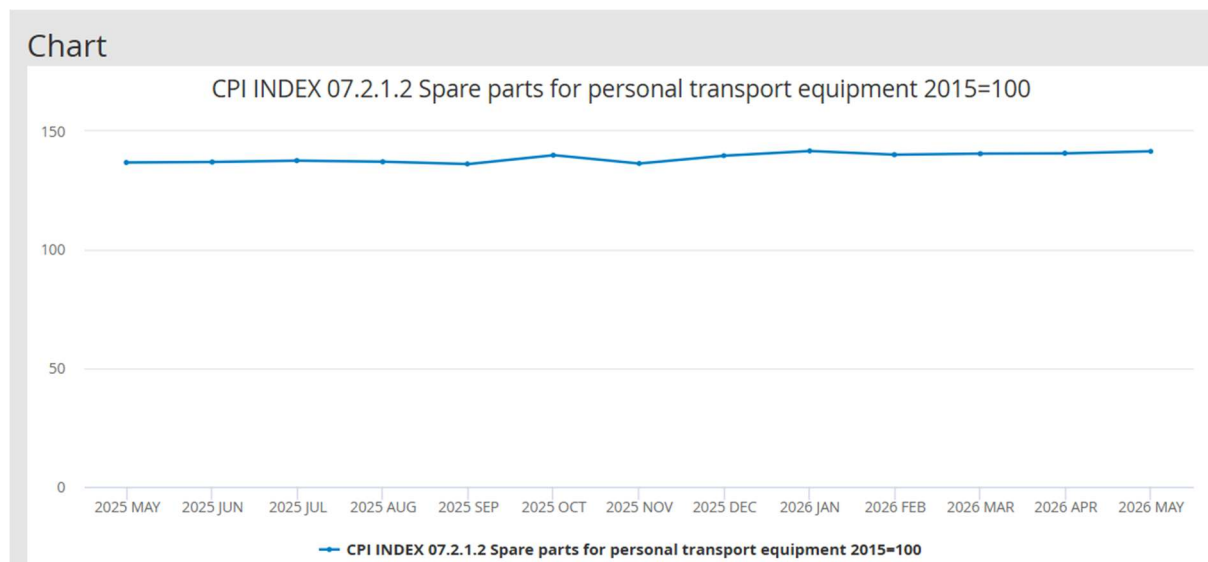
The Chart below shows Consumer Price Index 07.2.1.2 for Spare Parts (such as wiper blades, bulbs etc) for Personal Transport Equipment from May 2025 to May 2026.

Value May 25: 136.8 Index, base year = 100

Value May 26: 141.5 Index, base year = 100

**Annual rate: 3.44**

**The index rose by 3.4% over the 12 month period**



# APPENDIX B

## Consumer Price Index 07.2.2 – Fuels & Lubricants

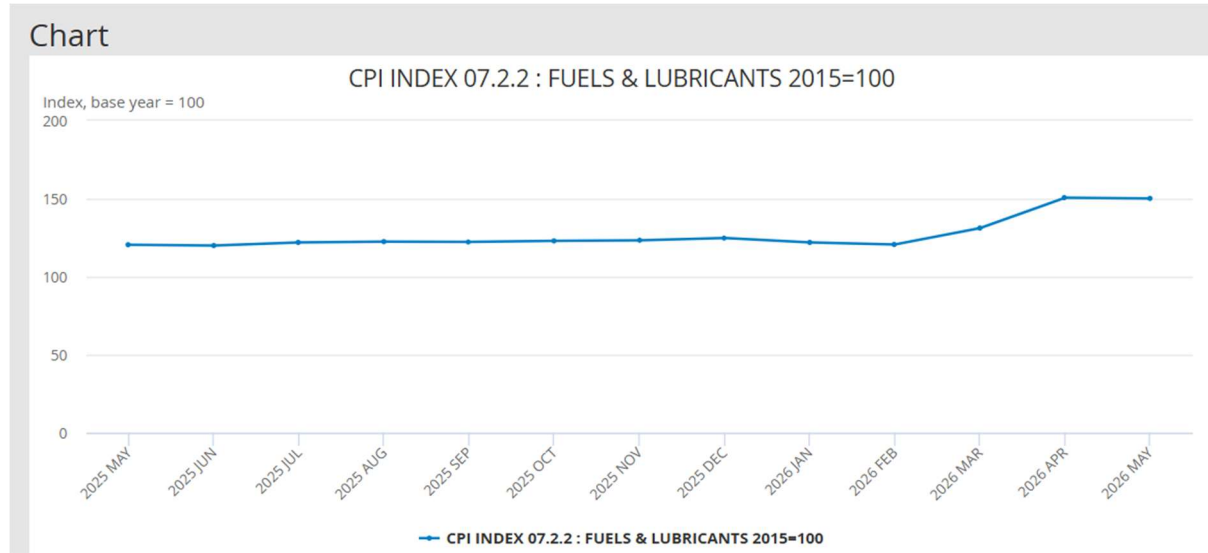
The Chart below shows Consumer Price Index 07.2.2 for fuel & lubricants (including petrol, diesel and motor oil) for personal transport equipment from May 2025 to May 2026.

Value May 25= 120.5 Index, base year = 100

Value May 26: 150.2 Index, base year = 100

**Annual rate: 24.65**

**The index rose by 24.6% over the 12 month period**



## Consumer Price Index 07.2.2.1 – Diesel

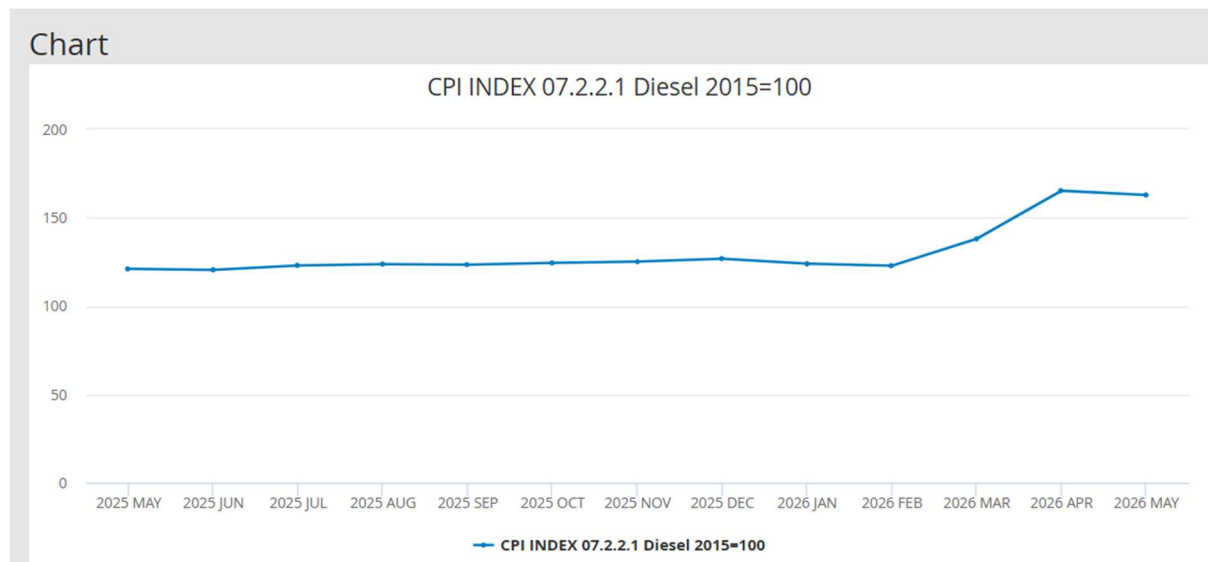
The Chart below shows Consumer Price Index 07.2.2.1 for diesel from May 2025 to May 2026.

Value May 25: 121 Index, base year = 100

Value May 26: 162.8 Index, base year = 100

**Annual rate: 25.68**

**The index rose by 25.7% over the 12 month period**



# APPENDIX B

## Consumer Price Index 07.2.2.2 – Petrol

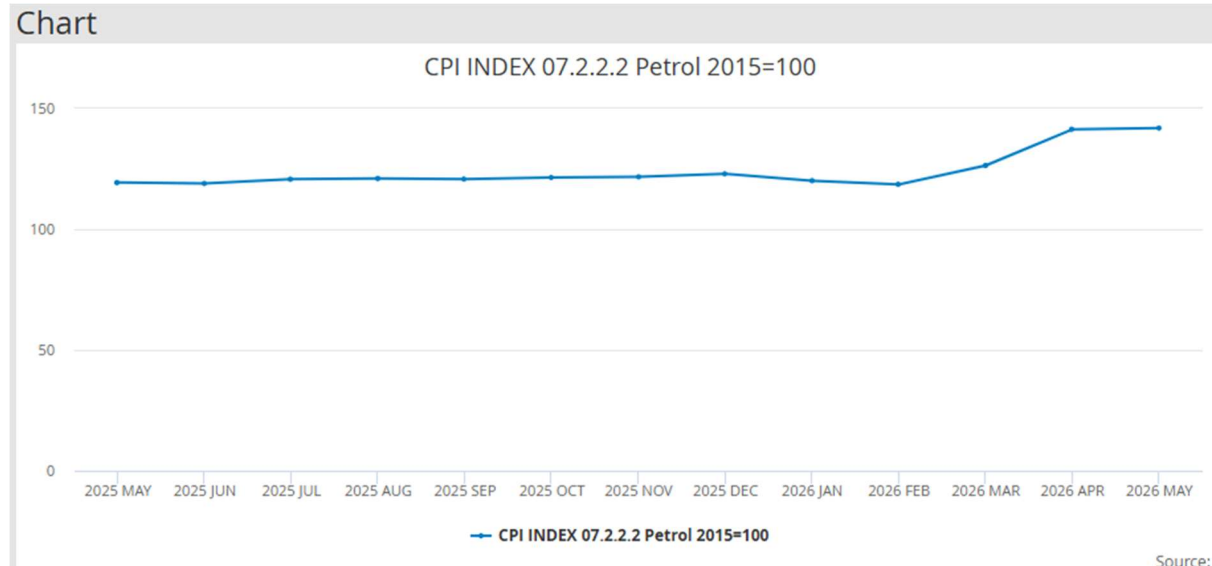
The Chart below shows Consumer Price Index 07.2.2.2 for Petrol from May 2025 to May 2026.

Value May 25: 119.3 Index, base year = 100

Value May 26: 141.9 Index, base year = 100

**Annual rate: 18.94**

**The index rose by 19% over the 12 month period**



## Consumer Price Index 07.2.3 – Maintenance & repairs

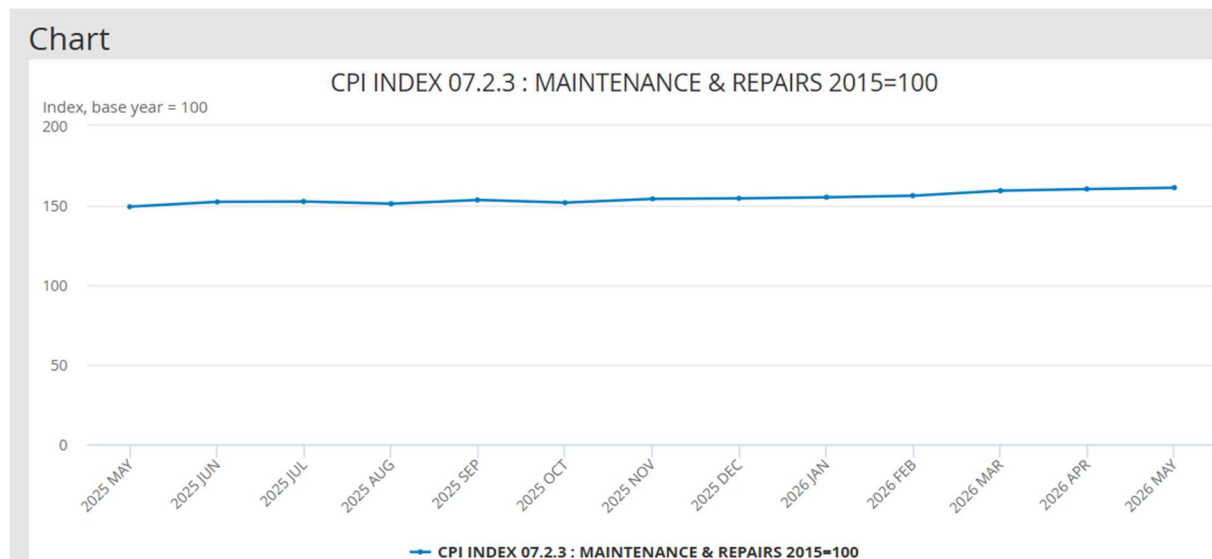
The Chart below shows Consumer Price Index 07.2.3 for Maintenance & Repairs (including car service, exhaust fitting, roadside recovery, car wash and labour charge for vehicle repairs) from May 2025 to May 2026.

Value May 25: 149.3 Index, base year = 100

Value May 26: 161.2 Index, base year = 100

**Annual rate: 7.97**

**The index rose by 8% over the 12 month period**



# APPENDIX B

## Consumer Price Index 07.2.4 – Other services

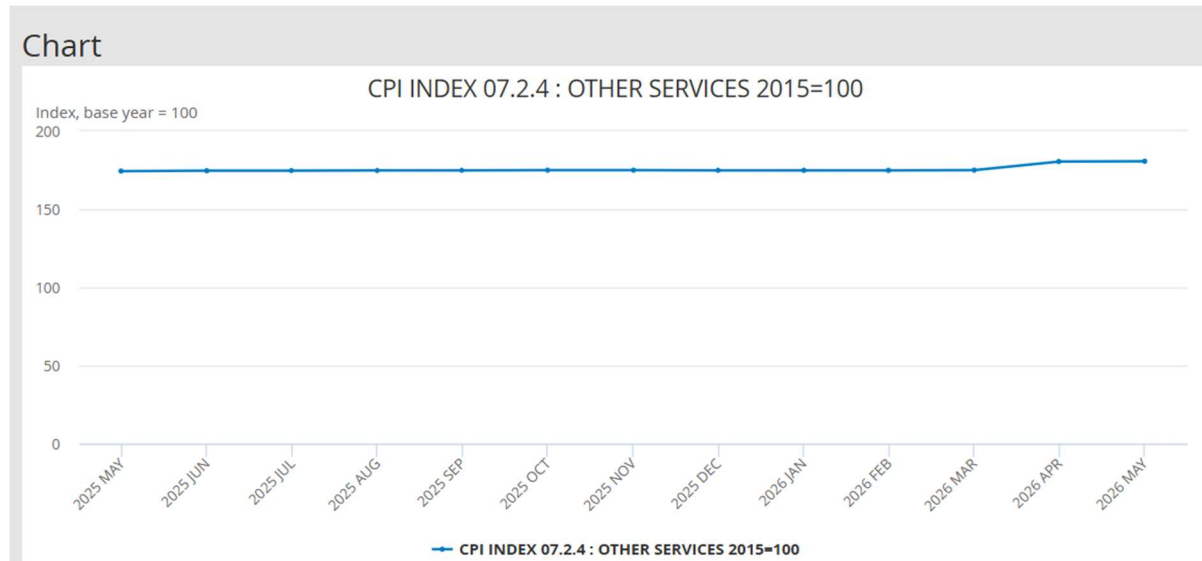
The Chart below shows the Consumer Price Index 07.2.4 for Other Services (including hire of garages, parking spaces and personal transport equipment, toll facilities and parking meters, driving lessons, test licences and road worthiness tests (including MOTs and road tax)) from May 2025 to May 2026.

Value May 25: 174.4 Index, base year = 100

Value May 26: 180.7 Index, base year = 100

**Annual rate: 3.61**

**The index rose by 3.6% over the 12 month period**



## Consumer Price Index 07.2.4.3 – Driving lessons, test licences & road worthiness test

The Chart below shows Consumer Price Index 07.2.4.3 for driving lessons, test licences & road worthiness test (which includes vehicle MOT's and Vehicle Excise Duty (road tax)) from May 2025 to May 2026.

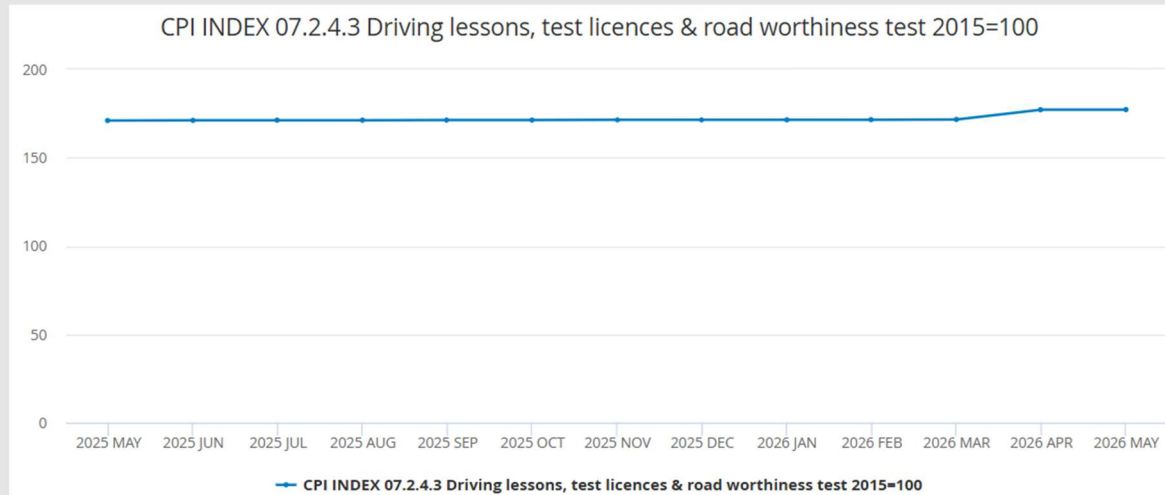
Value May 25: 171 Index, base year = 100

Value May 26: 177.2 Index, base year = 100

**Annual rate: 3.63**

**The index rose by 3.6% over the 12 month period**

## Chart



## Consumer Price Index 07.3 - Transport services

One of the measures included within Consumer Price Index 07 is the Consumer Price Index 07.3 for Transport Services. This includes the cost of passenger transport by railway, train, underground and tram, road and other transport services, bus and coach, taxi and hired car, air, sea and inland waterway and also removal and storage services. This has been included because it may be of interest to note how the cost of passenger transport by taxi & hired car with driver has increased over the past 12 months.

### Consumer Price Index 07.3.2.2 – Passenger transport by taxi & hired car with driver

The Chart below shows the CPI index for passenger transport by taxi & hired car with driver from May 2025 to May 2026.

Value May 25: 144.4 Index, base year = 100

Value May 26: 150 Index, base year = 100

**Annual rate: 3.88**

**The index rose by 3.9% over the 12 month period**

## Chart



## CPI 12.5 Insurance

One of the measures included within the Consumer Price Index is “Insurance”. This includes the cost of motor vehicle insurance which has been included below.

### Consumer Price Index 12.5.4.1 – Motor vehicle insurance

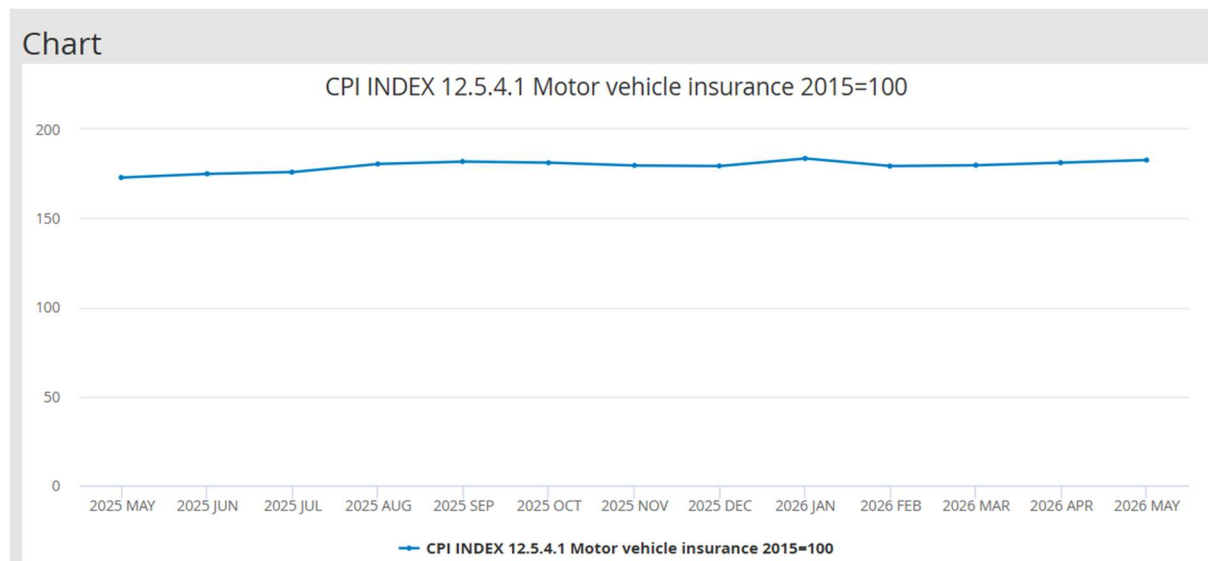
The Chart below shows the Consumer Price Index for Motor Vehicle Insurance from May 2025 to May 2026

Value May 25: 172.9 Index, base year = 100

Value May 26: 182.7 Index, base year = 100

**Annual rate: 5.67**

**The index rose by 5.7% over the 12 month period**



## Sources cited:

All charts and data referred to within this appendix are sourced from the Office for National Statistics (ONS) website and contains public sector information licensed under the Open Government Licence v3.0:

<https://www.nationalarchives.gov.uk/doc/open-government-licence/version/3/>

The following publications have been referenced:

CPI Index 00: All items

<https://www.ons.gov.uk/economy/inflationandpriceindices/timeseries/d7bt/mm23>

CPI Index Annual Rate 00: All Items

<https://www.ons.gov.uk/economy/inflationandpriceindices/timeseries/d7g7/mm23>

CPIH Index 00: All items

<https://www.ons.gov.uk/economy/inflationandpriceindices/timeseries/l522/mm23>

CPIH Annual Rate 00: All Items

<https://www.ons.gov.uk/economy/inflationandpriceindices/timeseries/l55o/mm23>

CPI Index 07: Transport

<https://www.ons.gov.uk/economy/inflationandpriceindices/timeseries/d7c2/mm23>

CPI Index 07:1: Purchase of vehicles

<https://www.ons.gov.uk/economy/inflationandpriceindices/timeseries/d7co/mm23>

CPI Index 07.1.1A: New Cars

<https://www.ons.gov.uk/economy/inflationandpriceindices/timeseries/d7e8/mm23>

CPI Index 07.1.1B: Second-Hand Cars

<https://www.ons.gov.uk/economy/inflationandpriceindices/timeseries/d7e9/mm23>

CPI Index 07.2: Operation of Personal Transport Equipment

<https://www.ons.gov.uk/economy/inflationandpriceindices/timeseries/d7cp/mm23>

CPI Index 07.2.1: Spare Parts & Accessories

<https://www.ons.gov.uk/economy/inflationandpriceindices/timeseries/l548/mm23>

CPI Index 07.2.1.1: Tyres

<https://www.ons.gov.uk/economy/inflationandpriceindices/timeseries/l7fm/mm23>

CPI Index 07.2.1.2: Spare Parts for Personal Transport

<https://www.ons.gov.uk/economy/inflationandpriceindices/timeseries/l7fn/mm23>

CPI Index 07.2.2: Fuels & Lubricants

<https://www.ons.gov.uk/economy/inflationandpriceindices/timeseries/d7ec/mm23>

CPI Index 07.2.2.1: Diesel

<https://www.ons.gov.uk/economy/inflationandpriceindices/timeseries/l7fo/mm23>

## APPENDIX B

CPI Index 07.2.2.2: Petrol

<https://www.ons.gov.uk/economy/inflationandpriceindices/timeseries/l7fp/mm23>

CPI Index 07.2.3: Maintenance & repairs

<https://www.ons.gov.uk/economy/inflationandpriceindices/timeseries/d7ed/mm23>

CPI Index 07.2.4: Other services

<https://www.ons.gov.uk/economy/inflationandpriceindices/timeseries/d7ee/mm23>

CPI Index 07.2.4.3: Driving lessons, test licences & road worthiness test

<https://www.ons.gov.uk/economy/inflationandpriceindices/timeseries/l7fu/mm23>

CPI Index 07.3.2.2: passenger transport by taxi & hired car with driver

<https://www.ons.gov.uk/economy/inflationandpriceindices/timeseries/l7g2/mm23>

CPI Index 12.5.4.1: Motor vehicle insurance

<https://www.ons.gov.uk/economy/inflationandpriceindices/timeseries/l7je/mm23>