



LED Community Leisure

EDDC KPI Performance Dashboard

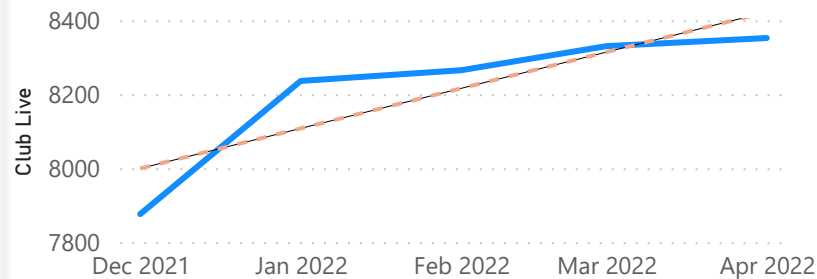
Date

April 2022

Axminster Leisure Centre	Broadclyst Leisure Centre	Bucklers Mead Leisure Centre	Colyton Leisure Centre	Exmouth Leisure Centre	Exmouth Tennis Centre	Honiton Leisure Centre	Ottery Leisure Centre	Seaton Fitness Centre	Sidmouth Leisure Centre	Sidmouth Swimming Pool
--------------------------	---------------------------	------------------------------	------------------------	------------------------	-----------------------	------------------------	-----------------------	-----------------------	-------------------------	------------------------

	Actual	% Change Monthly
Club Live	8352	0.26%
Joiners	398	2.05%
Leavers	343	5.86%
Memberships	£251.33K	0.00K%
Yield	£30.09	0.29%

Club Live by Month



Swimming



Gym



Group Exercise



Sports

Total Attendances

21,329

12233

12549

8240

% Change since last month

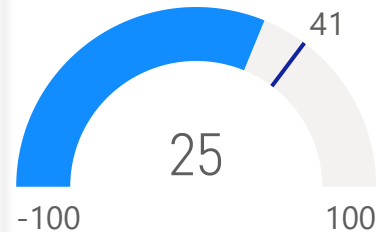
1.73%

-10.91%

-13.79%

-48.53%

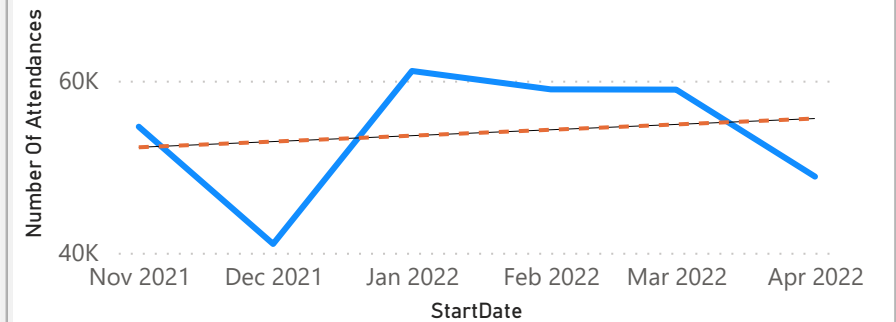
NPS Score



Sites Below Target

Axminster Leisure Centre: -50
 Ottery Leisure Centre: 0
 Sidmouth Leisure Centre: 0
 Sidmouth Swimming Pool: 6
 Honiton Leisure Centre: 22

Total Attendance Trend over Previous 6 Months



Attendance by type Previous 6 Months (excluding swim school)

